

Structure of Shareholders of Sberbank

Information as of April 29th, 2019
(end of the banking day)

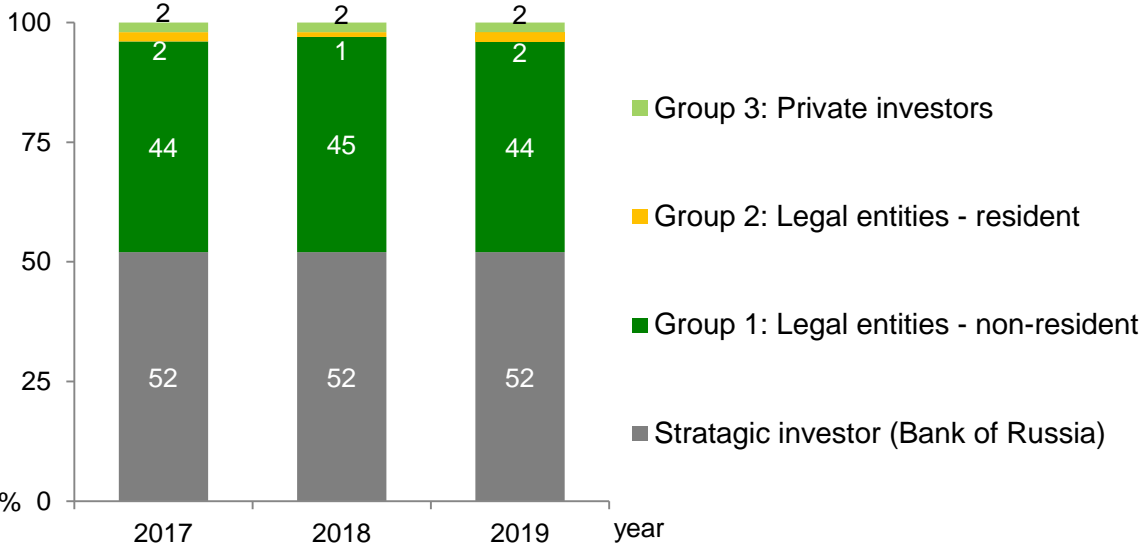
Share Capital Breakdown

	2017	2018	2019	Change (2018-2019)
Strategic investor (Bank of Russia)	50.0%+1	50.0%+1	50.0%+1	-
Legal entities - non-resident	45.41	45.64	45.04	-0.60
Legal entities - resident	1.90	1.52	1.81	0.29
Private investors	2.69	2.84	3.15	0.31

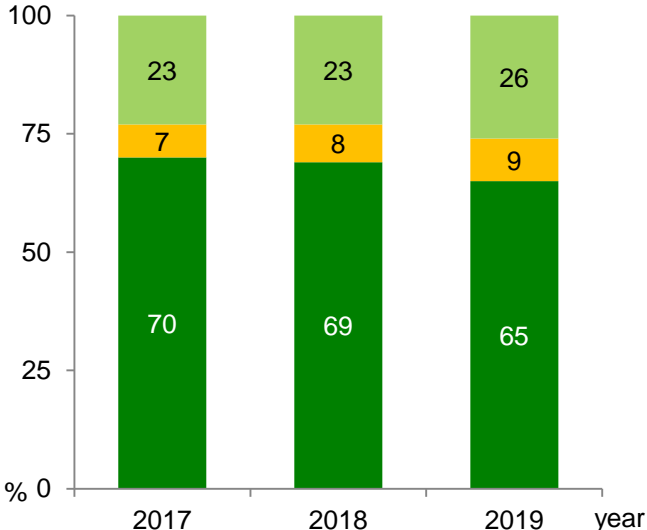
Changes in structure of major shareholder groups



Ordinary shares, ownership stake (%)



Preferred shares, ownership stake* (%)

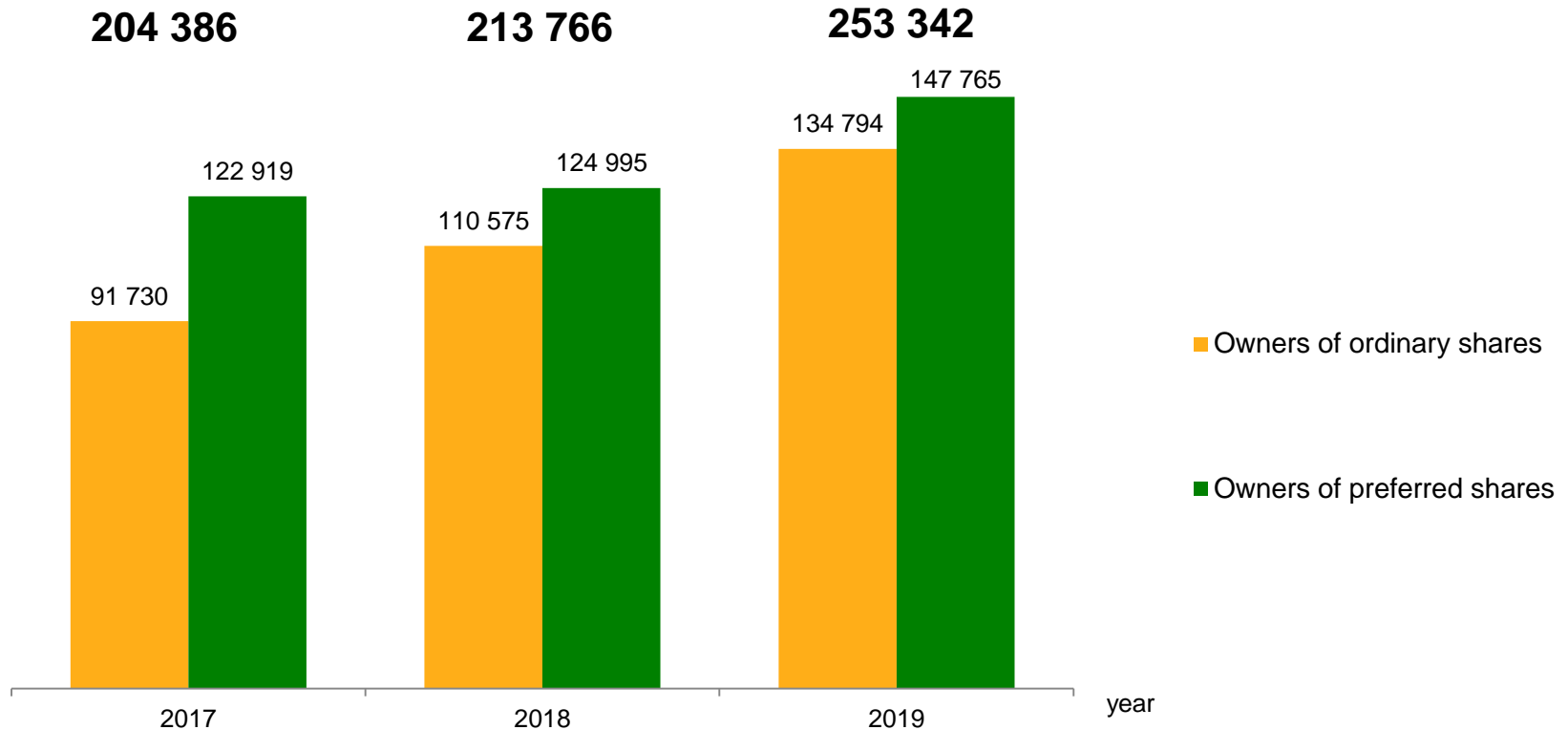


*The Bank of Russia does not own preferred shares

Issued shares:

- 21 586 948 000 ordinary shares
- 1 000 000 000 preferred shares

Total number of shareholders



Total number of shareholders as of April 29th, 2019 – 253 342

(part of them own both ordinary and preferred shares)

- Shareholders - individuals: 246 828
- Shareholders – legal entities : 6 891