

Structure of Shareholders of Sberbank

Information as of May 2, 2017
(end of the banking day)



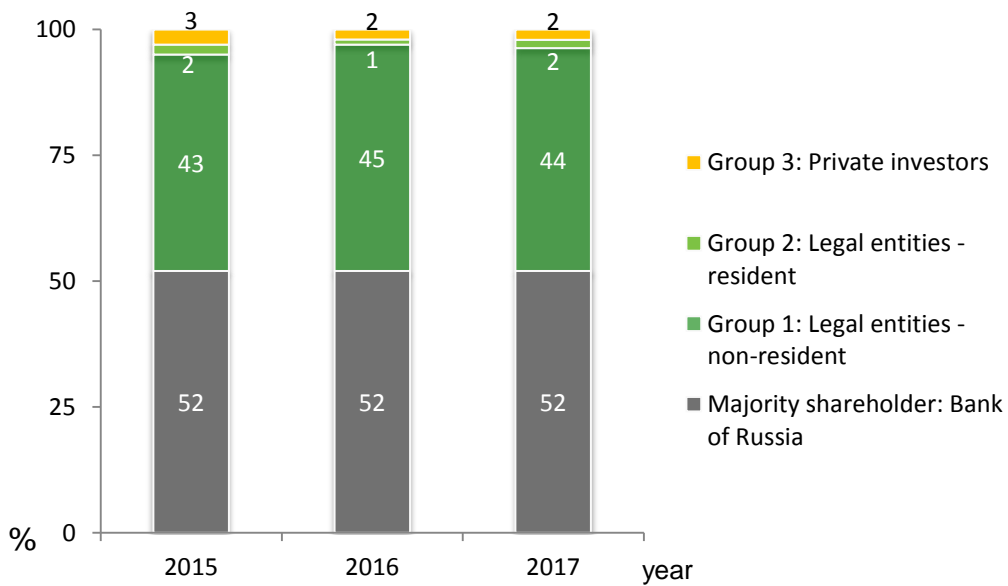
Structure of shareholders: Statistics 2015 – 2017

Share Capital Breakdown

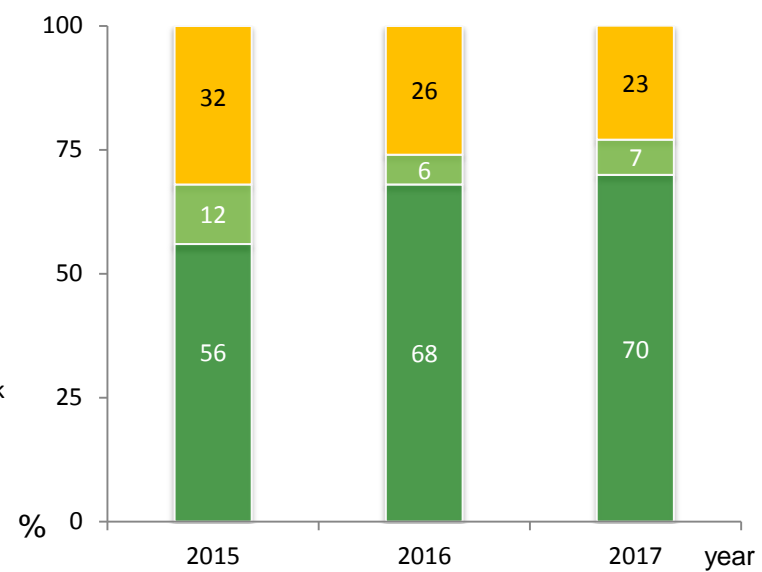
	2015	2016	2017	Change (2016-2017)
Strategic investor (Bank of Russia)	50,0%+1	50,0%+1	50,0%+1	-
Legal entities – non-resident	43,27%	45,60%	45,41%	-0,19 pp
Legal entities – resident	2,83%	1,50%	1,90%	+0,40 pp
Private investors	3,91%	2,90%	2,69%	-0,21 pp

Changes in structure of major shareholder groups

Ordinary shares, ownership stake (%)



Preferred shares, ownership stake* (%)

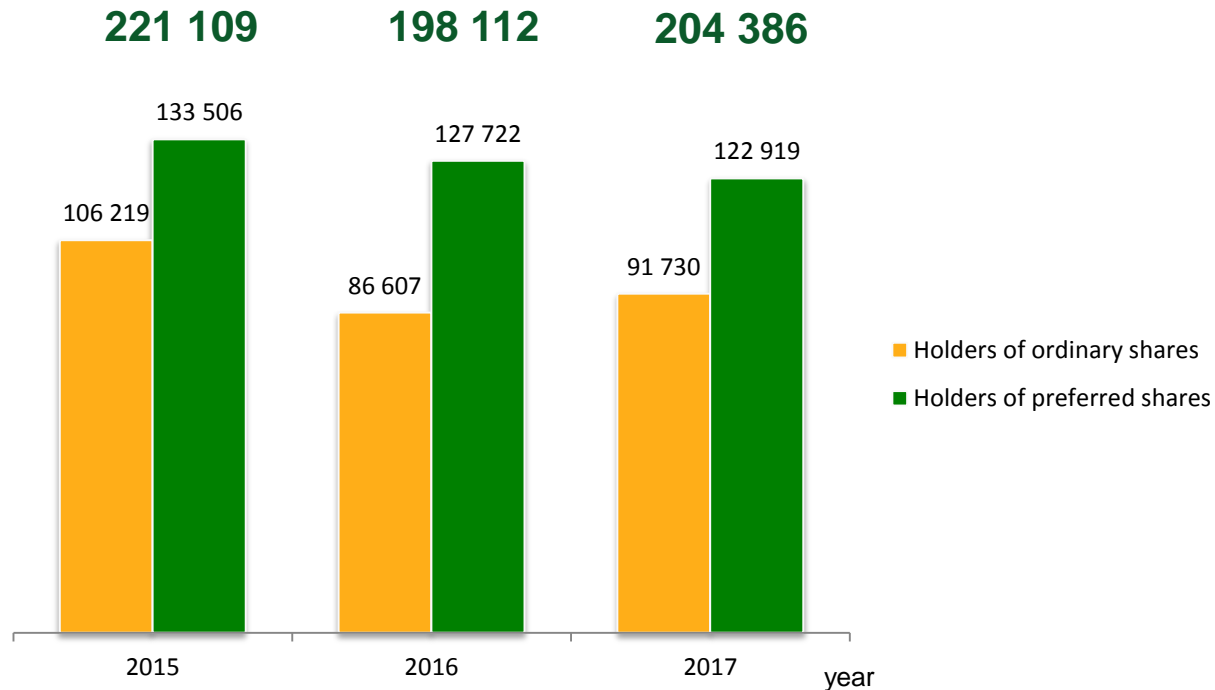


* Bank of Russia is not an owner of preferred shares

Issued shares:

- 21 586 948 000 ordinary shares
- 1 000 000 000 preferred shares

Total number of shareholders



Total number of shareholders as of May 2, 2017 - 204 386

(part of them own both ordinary and preferred shares)

- Shareholders – individuals: 196 226
- Shareholders – legal entities: 8 160