

Structure of Shareholders of Sberbank

Information as of May 14, 2018
(end of the banking day)

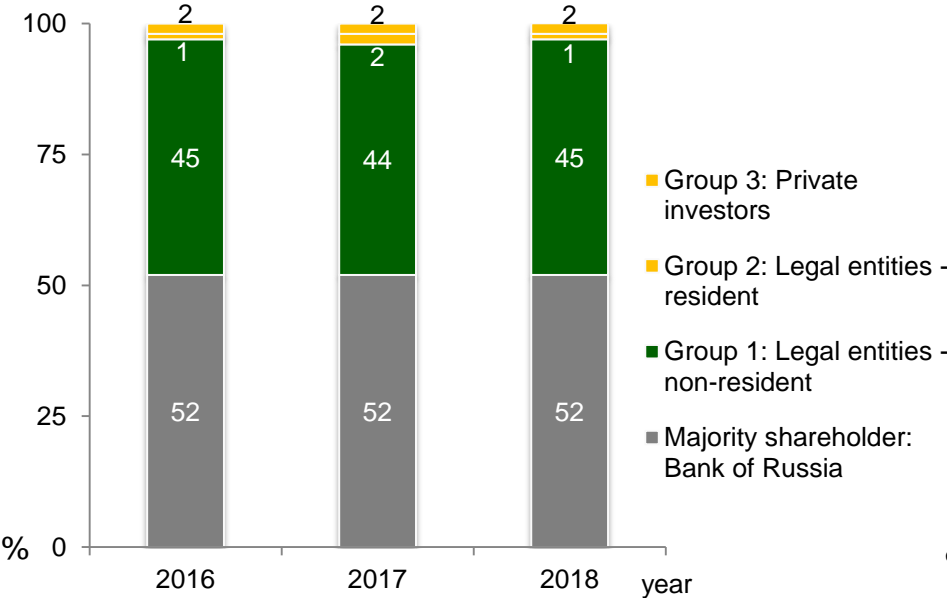
Share Capital Breakdown

	2016	2017	2018	Change (2017-2018)
Strategic investor (Bank of Russia)	50.0%+1	50.0%+1	50.0%+1	-
Legal entities – non-resident	45.60%	45.41%	45.64%	+0.23
Legal entities – resident	1.50%	1.90%	1.52%	-0.38
Private investors	2.90%	2.69%	2.84%	+0.15

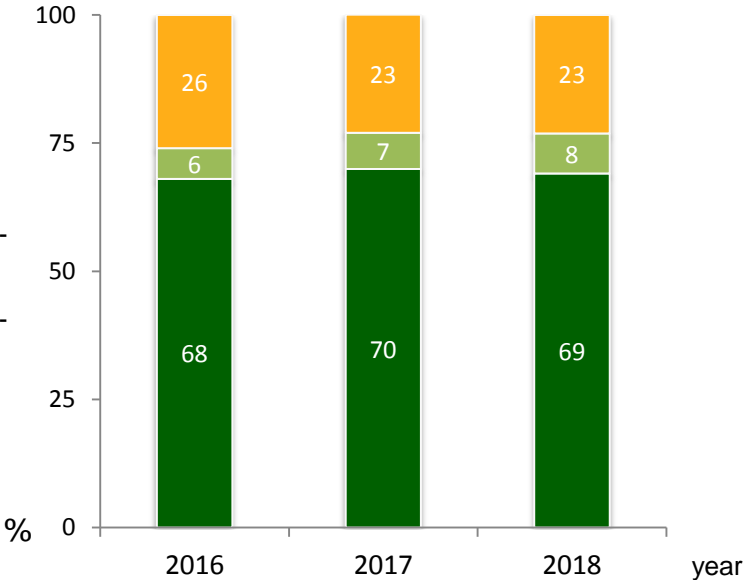
Changes in structure of major shareholder groups



Ordinary shares, ownership stake (%)



Preferred shares, ownership stake* (%)

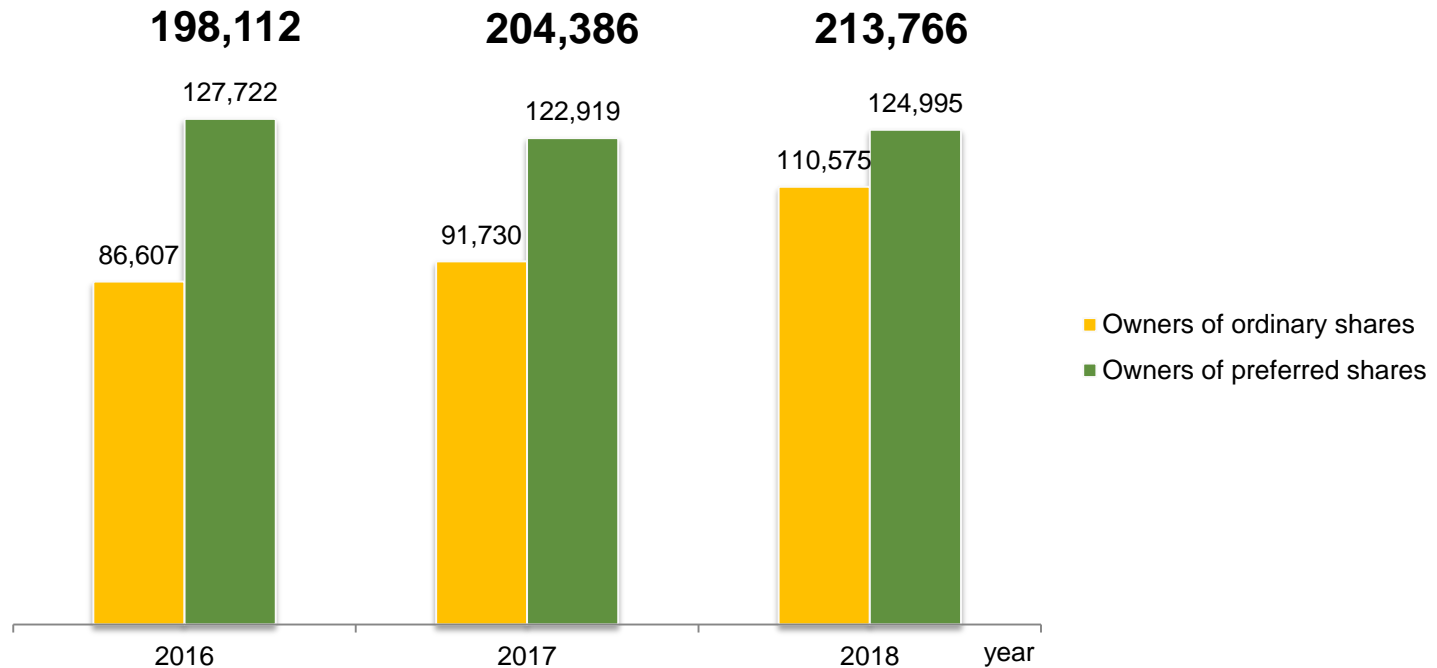


*The Bank of Russia does not own preferred shares

Issued shares:

- 21,586,948,000 ordinary shares
- 1,000,000,000 preferred shares

Total number of shareholders



Total number of shareholders as of May 14, 2018 – 213,766

(part of them own both ordinary and preferred shares)

- Shareholders – individuals: 206,786
- Shareholders – legal entities: 6,980