



**SBERBANK**

## **Change in the Shareholder Structure of Sberbank**

Corporate Secretary Service

At the close of trading day  
on April 20, 2015

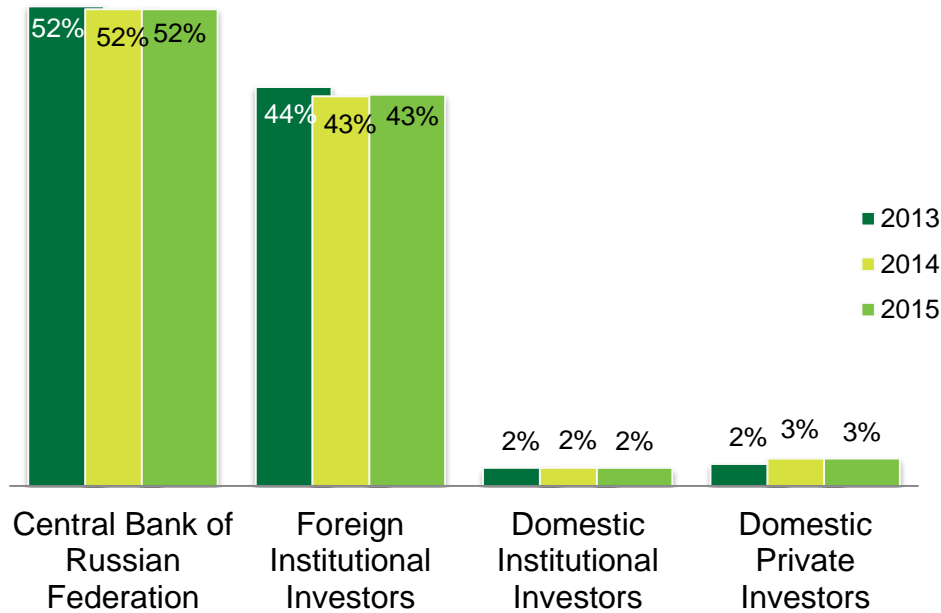
# Shareholder Structure: changes over 3 years

## Charter Capital Breakdown

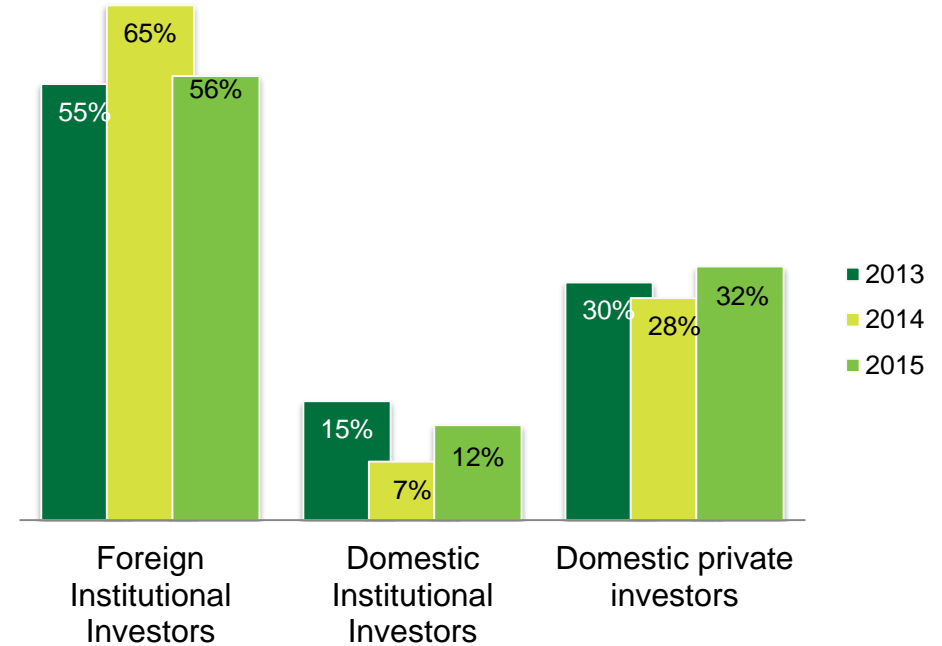
	2013	2014	2015	Change (2015-2014)
Strategic Investor (Bank of Russia)	50,0%+1	50,0%+1	50,0%+1	-
Foreign Institutional Investors	44,0%	43,52%	43,26%	-0,26 п.п.
Domestic Institutional Investors	2,3%	2,52%	2,83%	+0,31 п.п.
Private Investors	3,7%	3,96%	3,91%	-0,05 п.п.

# Changes in Ownership and Distribution of Shares

## Ordinary Shares, Percentage held



## Preferred Shares, percentage held\*



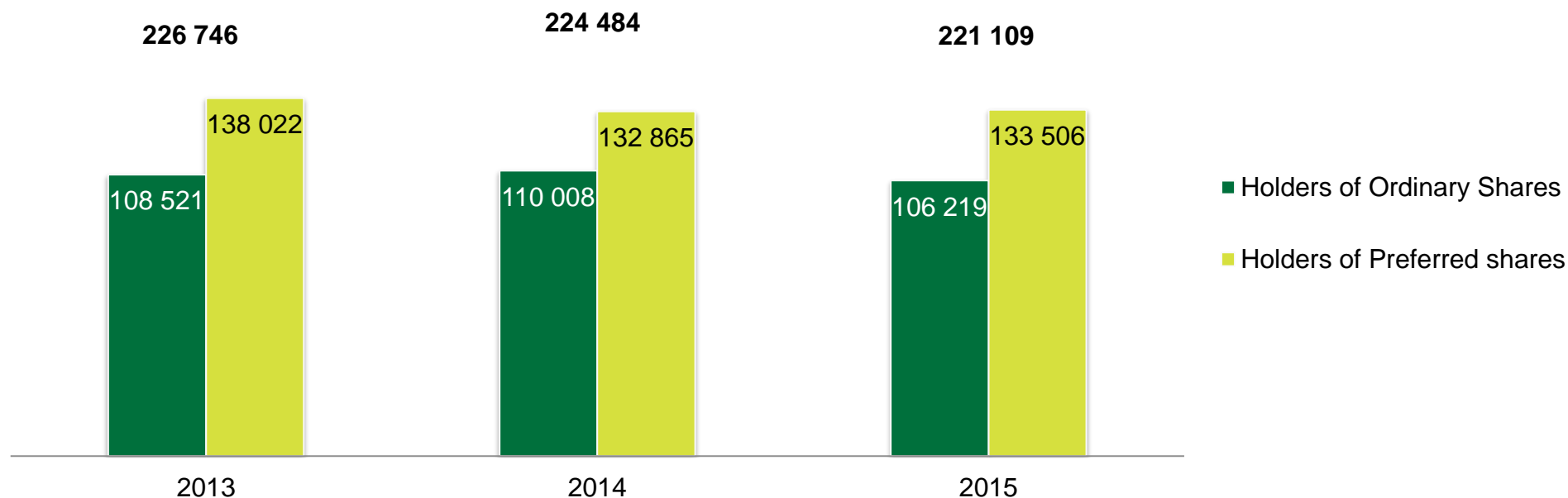
\* The Central Bank of the Russian Federation does not hold any preferred shares

### Shares in issue:

- 21 586 948 000 ordinary shares
- 1 000 000 000 preferred shares

In 2013-2015, foreign private investors held less than 0.1% of either ordinary or preferred shares

## Общее количество акционеров



**Total number of shareholders as of April 20, 2015: 221 109 (some of them hold both ordinary and preferred shares)**

- Individuals: 214 005
- Legal entities: 7 104