

Shareholder Structure of Sberbank

The information is prepared according to the data of shareholders register at the close of trading day on April 14, 2016



Shareholder Structure: statistics 2014-2016

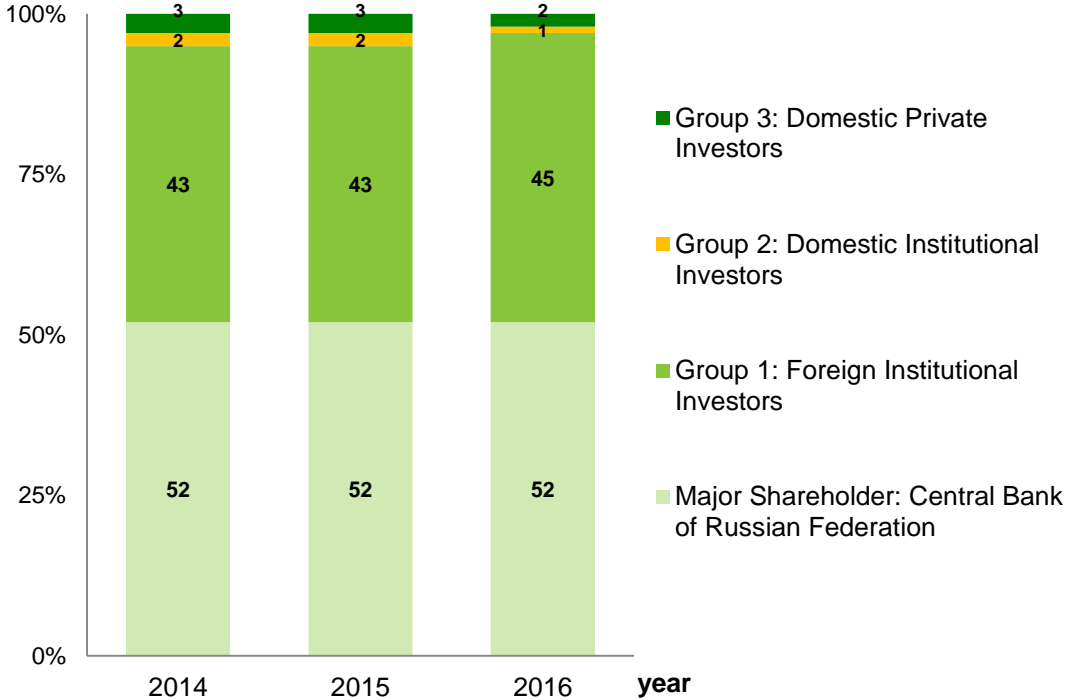
Share Capital Breakdown

	2014	2015	2016	Change (2015-2016)
Strategic Investor (Bank of Russia)	50,0%+1	50,0%+1	50,0%+1	-
Foreign Institutional Investors	43,52%	43,27%	45,60%	+2,33 p.p.
Domestic Institutional Investors	2,52%	2,83%	1,50%	-1,33 p.p.
Private Investors	3,96%	3,91%	2,90%	-1,01 p.p.

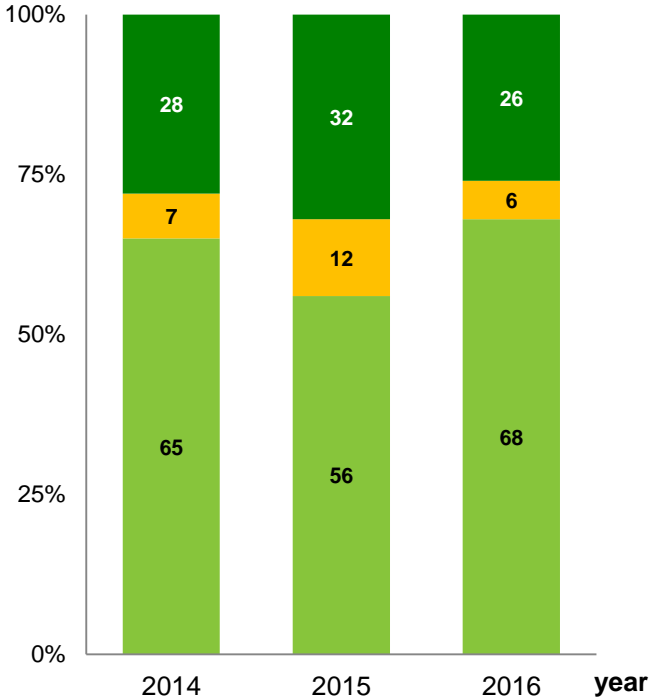
Dynamics of changes in ownership of major shareholder groups in the share capital, 2014 – 2016



Ordinary Shares, Percentage held (%)



Preferred Shares, Percentage held * (%)



Shares in issue:

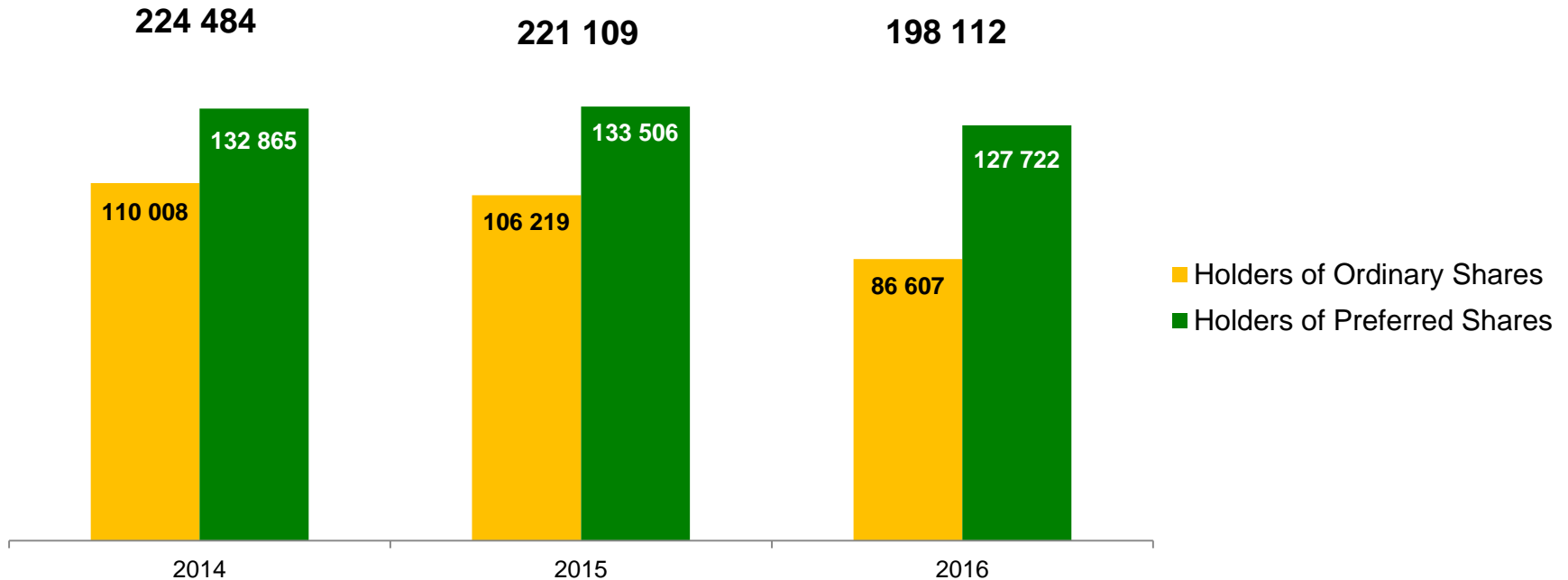
- 21,586,948,000 ordinary shares
- 1,000,000,000 preferred shares

* The Central Bank of the Russian Federation does not hold any preferred shares.

Foreign private investors hold a small proportion of ordinary and preferred shares (less than 0.1%).

Total Number of Sberbank Shareholders

Total number of shareholders



Total number of shareholders as of April 14, 2016: 198 112
(some of them hold both ordinary and preferred shares)

- Individuals: 190 194
- Legal entities: 7 918